

Overview - Public Entities Quarterly Reporting

Approved receipts

72.9

124.4%

Approved spending

(Blank)

(Blank)

Surplus/(deficit)

72.9

- ☐ R billion
- ☒ R million
- ☐ R thousand

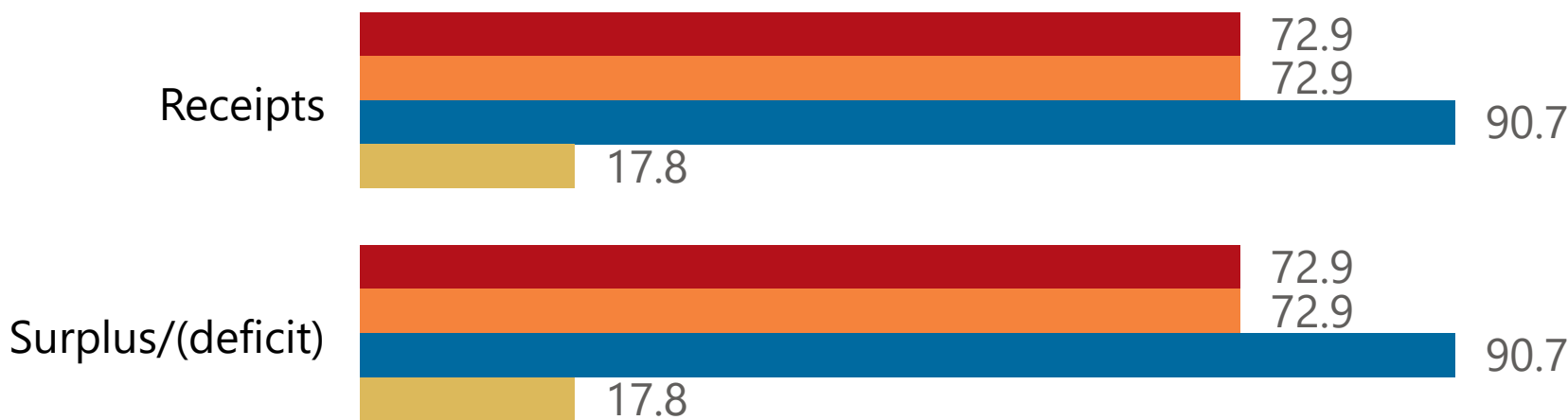


national treasury

Department:
National Treasury
REPUBLIC OF SOUTH AFRICA

Consolidation

● Approved ● Forecast ● YTD ● Variance



Components of total receipts



Quarter

2

Cluster

All

Department

International Relations and Cooper...

Entity

African Renaissance and Internation...

Components of total expenditure

Functional grouping

Spending by PFMA schedule

Public Entities Receipts

Approved sales of G&S

(Blank)

(Blank)

Approved transfers

54.5

100.0%

- ☐ R billion
- ☒ R million
- ☐ R thousand



national treasury

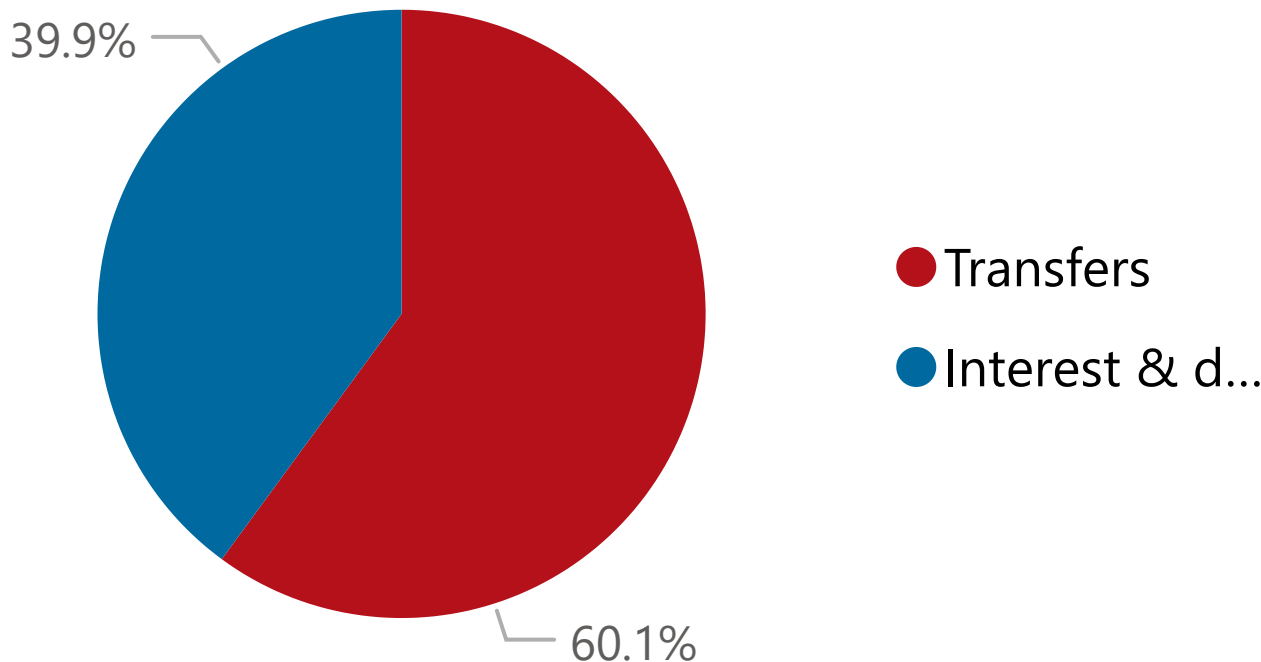
Department:
National Treasury
REPUBLIC OF SOUTH AFRICA

Actual vs Forecast

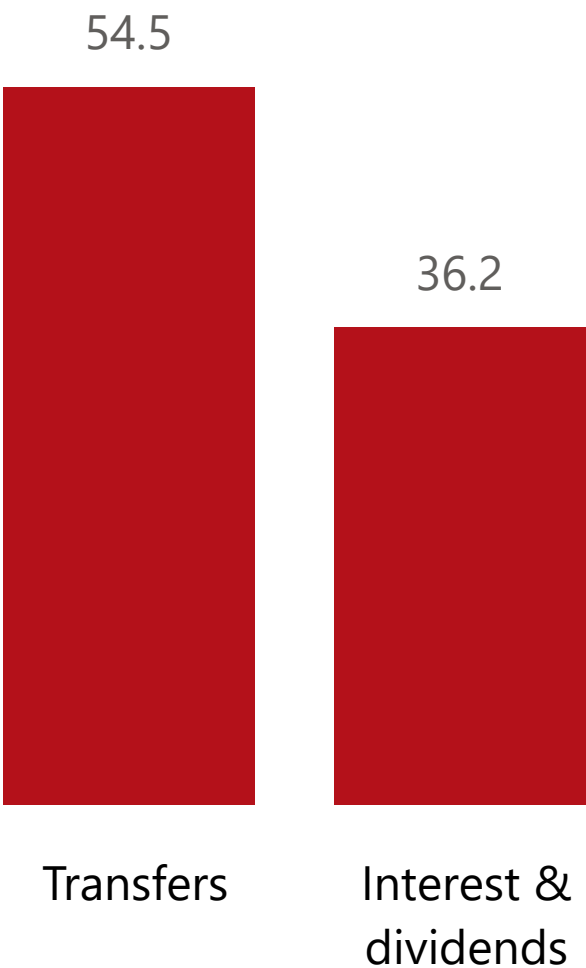
Approved Forecast YTD Variance



2025/26 Component of total receipts



Top 5 Receipts



Quarter

2

Cluster

All

Department

International Relations and Cooper...

Entity

African Renaissance and Internation...

Top 5 Transfers



Receipts

Level 3	Approved	YTD	% YTD
Transfers	54.5	54.5	60.1%
Interest & dividends	18.4	36.2	39.9%
Total	72.9	90.7	100.0%

Public Entities Spending

Approved CoE
(Blank) (Blank)

Approved G&S
(Blank) (Blank)

Approved transfers
(Blank) 124.4%

- ☐ R billion
- ☒ R million
- ☐ R thousand



national treasury
Department:
National Treasury
REPUBLIC OF SOUTH AFRICA

Actual vs Forecast

2025/26 Components of total expenditure

Top 5 Goods & services

Quarter

2

▼

Cluster

All

▼

Department

International Relations and Cooper...

▼

Entity

African Renaissance and Internation...

▼

Capital assets

Expenditure

Level 3	Approved	YTD	% YTD
Total			